


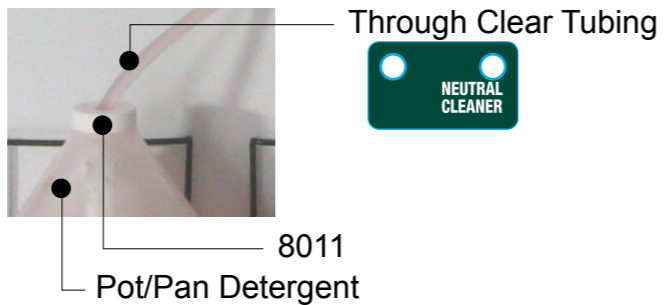
# 8162-Sink Dispensing Unit Installation Instructions



Detail Of Dip Tubing Assembly At Bottle End

8084-Green For Pot/Pan Detergent




Connect Clear Tubing With Product Bottle



1. Rinse Tower Water Connect

2. Faucet

3. Connect to BSPP M Thread



8015  
8100  
8090  
8089-O

7979  
7976 M  
8100 OR 8101  
8045-C  
7976 F  
8090  
8089-O

ZJ066  
8090  
8089-O

Tested according to water

Num.	COLOR	Hole Size(inch)	Hole Size(mm)	Ratio			
				8057	8088/8162	Mop/4G	Bottle/1G
1	Black	0.0787	2				
2	Light Yellow	0.0591	1.5				1-7
3	Dark Red	0.0512	1.30		1-18	1-18	1-8
4	White	0.0413	1.05		1-24	1-24	1-12
5	Blue	0.0394	1.00		1-26	1-26	1-13
6	Lime	0.0374	0.95		1-29	1-29	1-15
7	Tan	0.0354	0.90	1-53	1-32	1-32	1-18
8	Light Blue	0.0335	0.85	1-60	1-36	1-36	1-20
9	Dark Grey	0.0315	0.80	1-68	1-41	1-41	1-23
10	Dark Green	0.0295	0.75	1-78	1-46	1-47	1-25
11	Green	0.0276	0.70	1-90	1-54	1-55	1-28
12	Orange	0.0256	0.65	1-106	1-63	1-65	1-31
13	Brown	0.0236	0.60	1-126	1-75	1-80	1-40
14	Dark Blue	0.0217	0.55	1-146	1-85	1-97	1-52
15	Yellow	0.0197	0.50	1-180	1-115	1-131	1-66
16	Aqua	0.0177	0.45	1-220	1-150	1-156	1-87
17	Red	0.0157	0.40	1-304	1-190	1-227	1-113
18	Purple	0.0138	0.35	1-380	1-240	1-292	1-144
19	Light Grey	0.0118	0.3	1-546	1-350	1-395	1-178
20	Beige	0.0106	0.27	1-716	1-496	1-518	1-235
21	Pink	0.0098	0.25	1-854	1-592	1-618	1-280